

As Of: 2/27/2021 (RED = Current Data)

Note: ALL Data Since the 1st Reported Case.

COVID-19 Data according to: <https://www.worldometers.info/coronavirus/>  
<https://www.worldometers.info/coronavirus/country/us/>

New Jersey	Total Deaths	Deaths per Million
<b>Total Deaths</b>	<b>23,238</b>	<b>2,616</b>
Population per Link above	8,882,190	0.262%

Cases  
786,967

USA	Total Deaths	Deaths per Million
<b>Total Deaths</b>	<b>524,358</b>	<b>1578</b>
Population per Link above	331,393,984	0.158%

29,186,041

World (Current)	Total Deaths	Deaths per Million
<b>Total Deaths (current COVID-19)</b>	<b>2,534,368</b>	<b>325.1</b>
Estimated Population (in 2020)	7,794,798,729	0.033%

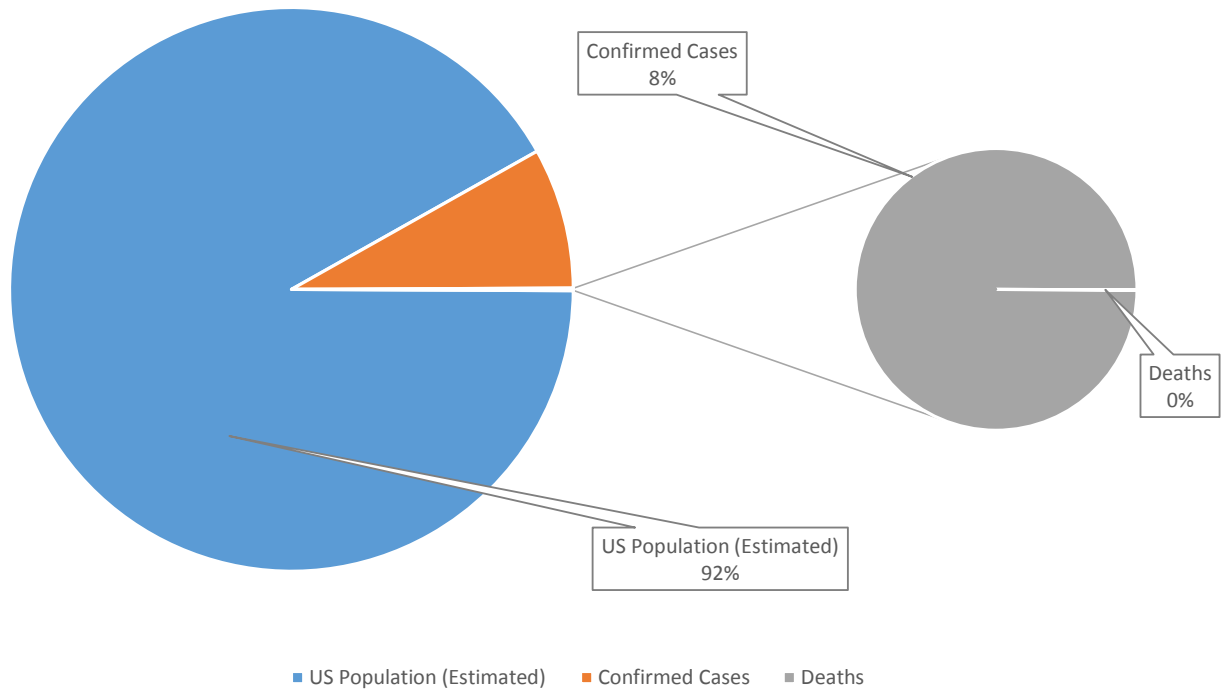
114,259,153

### Annual World Wide Deaths (in Millions) by Cause per Wikipedia \*

Estimated Population (in 2016) 7,464,021,934 \* Deaths in Millions is 2016 data Times MORE likely to Die from the  
[https://en.wikipedia.org/wiki/File:Leading\\_cause\\_of\\_death\\_world.png](https://en.wikipedia.org/wiki/File:Leading_cause_of_death_world.png) listed cause than From COVID-19

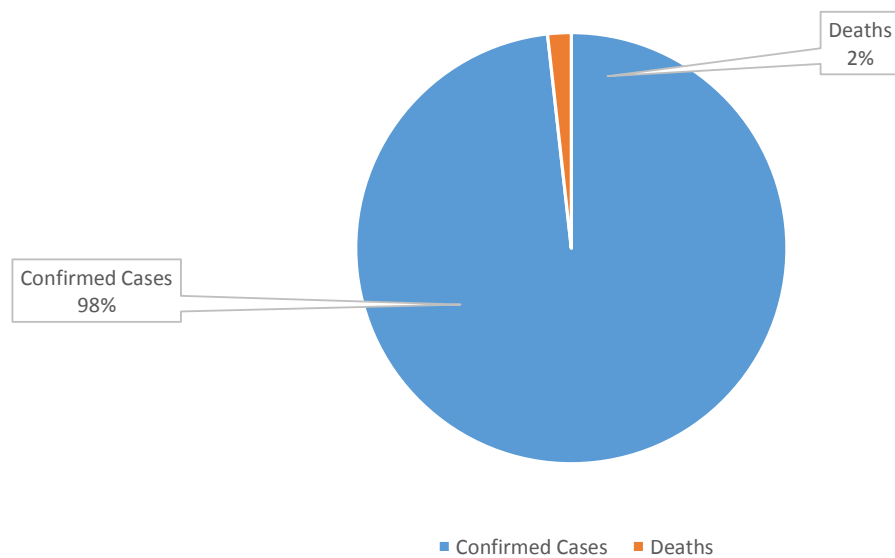
1	Cardiovascular diseases	17.650	6.9643
2	Cancers	8.930	3.5236
3	Respiratory disease	3.540	1.3968
4	Diabetes, blood and endocrine disease	3.190	1.2587
<b>5</b>	<b>COVID-19</b>	<b>2.534</b>	<b>1.0000</b>
6	Dementia	2.380	0.9391
7	Lower respiratory infections	2.380	0.9391
8	Neonatal deaths	1.730	0.6826
9	Diarrheal diseases	1.660	0.6550
10	Road accidents	1.340	0.5287
11	Liver disease	1.260	0.4972
12	Tuberculosis	1.210	0.4774
13	Kidney disease	1.190	0.4695
14	Digestive disease	1.090	0.4301
15	HIV / AIDS	1.030	0.4064
16	Suicide	0.810	0.3196
17	Malaria	0.710	0.2801
18	Homicide	0.390	0.1539
19	Nutritional deficiencies	0.370	0.1460
20	Meningitis	0.320	0.1263
21	Protein-energy malnutrition	0.310	0.1223
22	Drowning	0.230	0.0908
23	Maternal deaths	0.210	0.0829
24	Parkinson's disease	0.170	0.0671
25	Alcohol disorder	0.160	0.0631
26	Intestinal infectious diseases	0.140	0.0552
27	Drug disorder	0.130	0.0513
28	Hepatitis	0.130	0.0513
29	Fire	0.130	0.0513
30	Conflict	0.120	0.0473
31	Heat-related deaths (hot or cold)	0.050	0.0197
32	Terrorism	0.030	0.0118

## 2020 COVID-19 in the USA

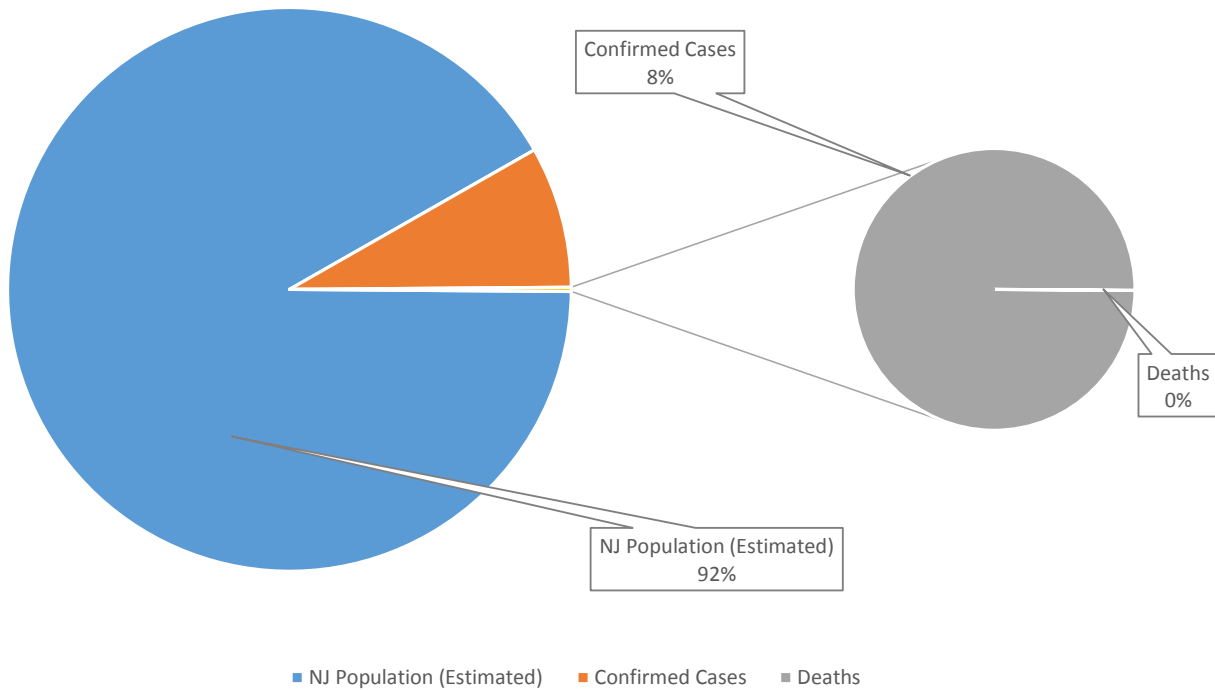


	331,393,984	% of US Population	
US Population (Estimated)			
Confirmed Cases	29,186,041	<b>8.8071%</b>	<b>Data As Of:</b> 2/27/2021
Deaths	<b>524,358</b>	<b>0.1582%</b>	

### Cases vs Deaths (This is an enlarged view of the GRAY circle above)



### 2020 COVID-19 in New Jersey



NJ Population (Estimated)

8,882,190 % of NJ Population

Confirmed Cases

786,967

8.8601%

Data As Of:

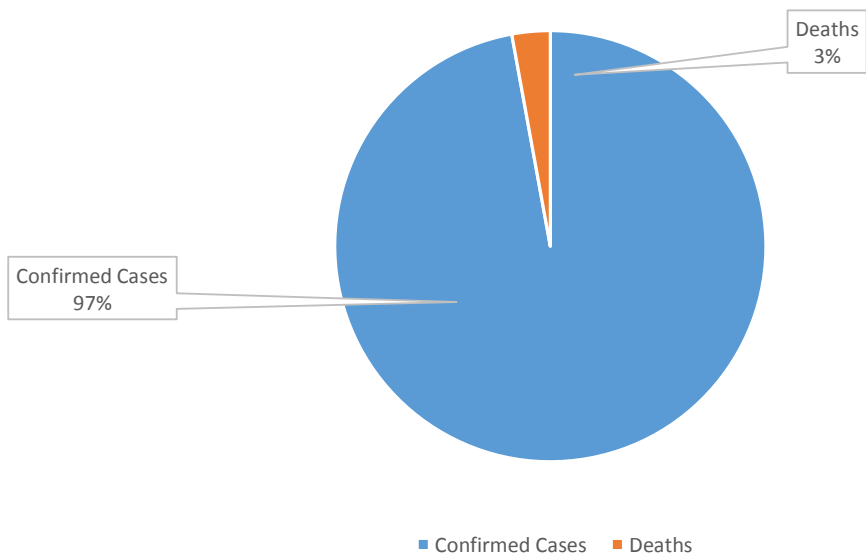
Deaths

23,238

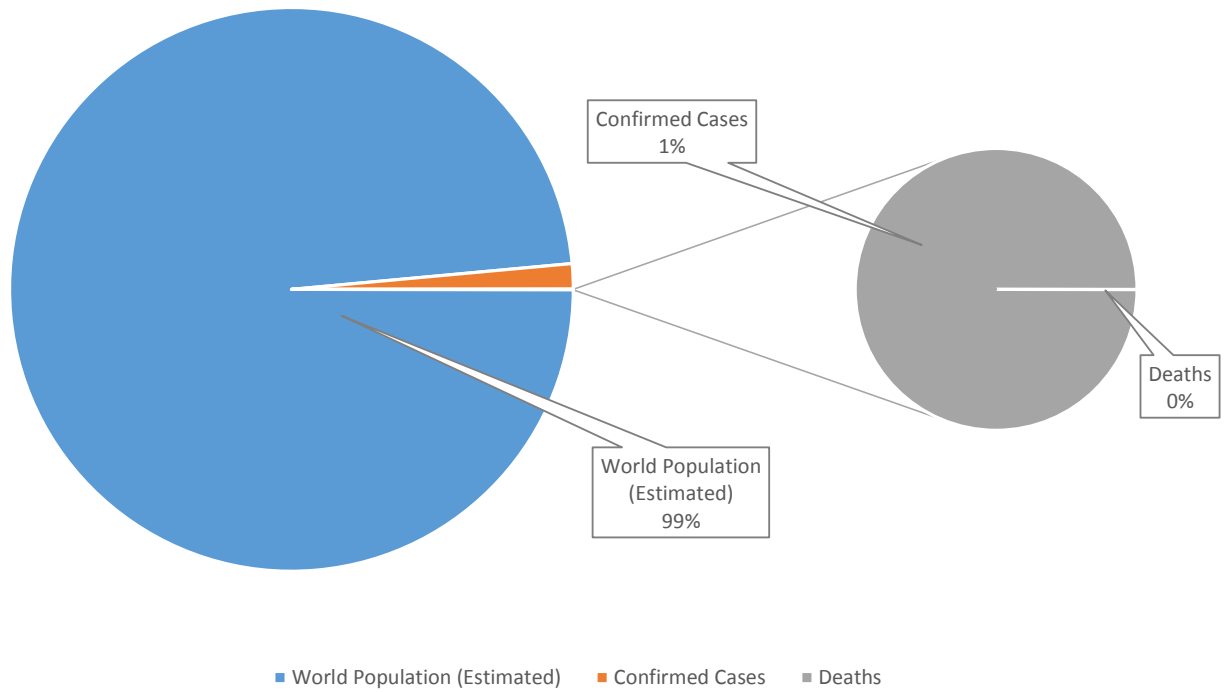
0.2616%

2/27/2021

### Cases vs Deaths (This is an enlarged view of the GRAY circle above)



## 2020 COVID-19 in the World



World Population (Estimated)	7,794,798,729	% of World Population		<b>Data As Of:</b> 2/27/2021
Confirmed Cases	114,259,153		<b>1.4658%</b>	
Deaths	<b>2,534,368</b>		<b>0.0325%</b>	

### Cases vs Deaths (This is an enlarged view of the GRAY circle above)

